

Scaled data based on original data using
LM-79-08 Approved Method: Electrical and Photometric Measurements of Solid-
State Lighting Products

Test Report Prepared for
Cooper Lighting Solutions
(formerly Eaton)

Brand: McGRAW-EDISON

Report Number: P385451

Luminaire Tested: **GWC-SA1A-727-U-T4FT**

Issue Date: 3/3/2020

Test Information

Test Method: LM-79-08
Report Number: P385451
TEST IS SCALED FROM IESNA LM-79-08 TEST DATA (G2-1903-205-16)
Test Lab: INNOVATION CENTER
Issue Date: 3/3/2020
Manufacturer: COOPER LIGHTING SOLUTIONS (FORMERLY EATON)
Product Line: MCGRAW-EDISON
Catalog Number: GWC-SA1A-727-U-T4FT
Description: GALLEON WALL LUMINAIRE
(1) 70 CRI, 2700K, 615mA LIGHTSQUARE WITH 16 LEDS AND TYPE IV FORWARD
THROW OPTICS
Light Source: -
Ballast/Driver: ELECTRONIC DRIVER

Summary

Lumens per Lamp: N/A
Luminaire Lumens: 4187 lumens
Efficiency: N/A
Efficacy: 123.1 lumens/watt
Luminous Opening: Rectangular (W 0.5' x L: 0.5' x H: 0')
IES Classification: Type IV - Short
BUG Rating: B1 - U0 - G2

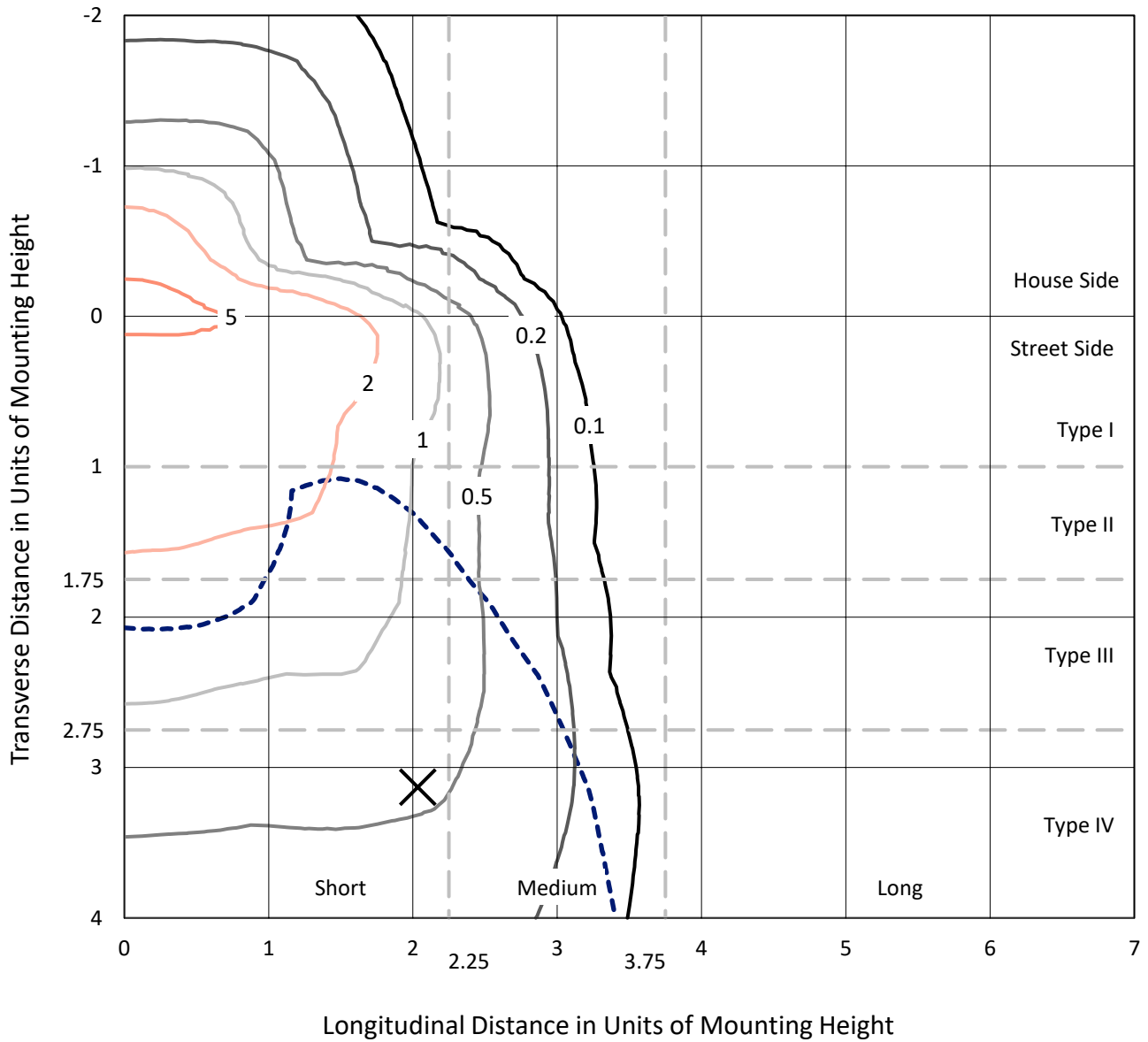
Input Watts (W): 34
Input Voltage (V): NR
Input Current (A_{in}): NR
Voltage Rise (V): NR
Power Factor: NR
Total Harmonic Distortion (THDi): NR
Frequency (hertz): 60
Stabilization Time: NR
Operation Time: NR
Ambient Temperature (°C): NR
Test Distance: 24 FT



REPORT NUMBER: P385451
 CATALOG NUMBER: GWC-SA1A-727-U-T4FT

Iso-Footcandle Lines of Horizontal Illumination

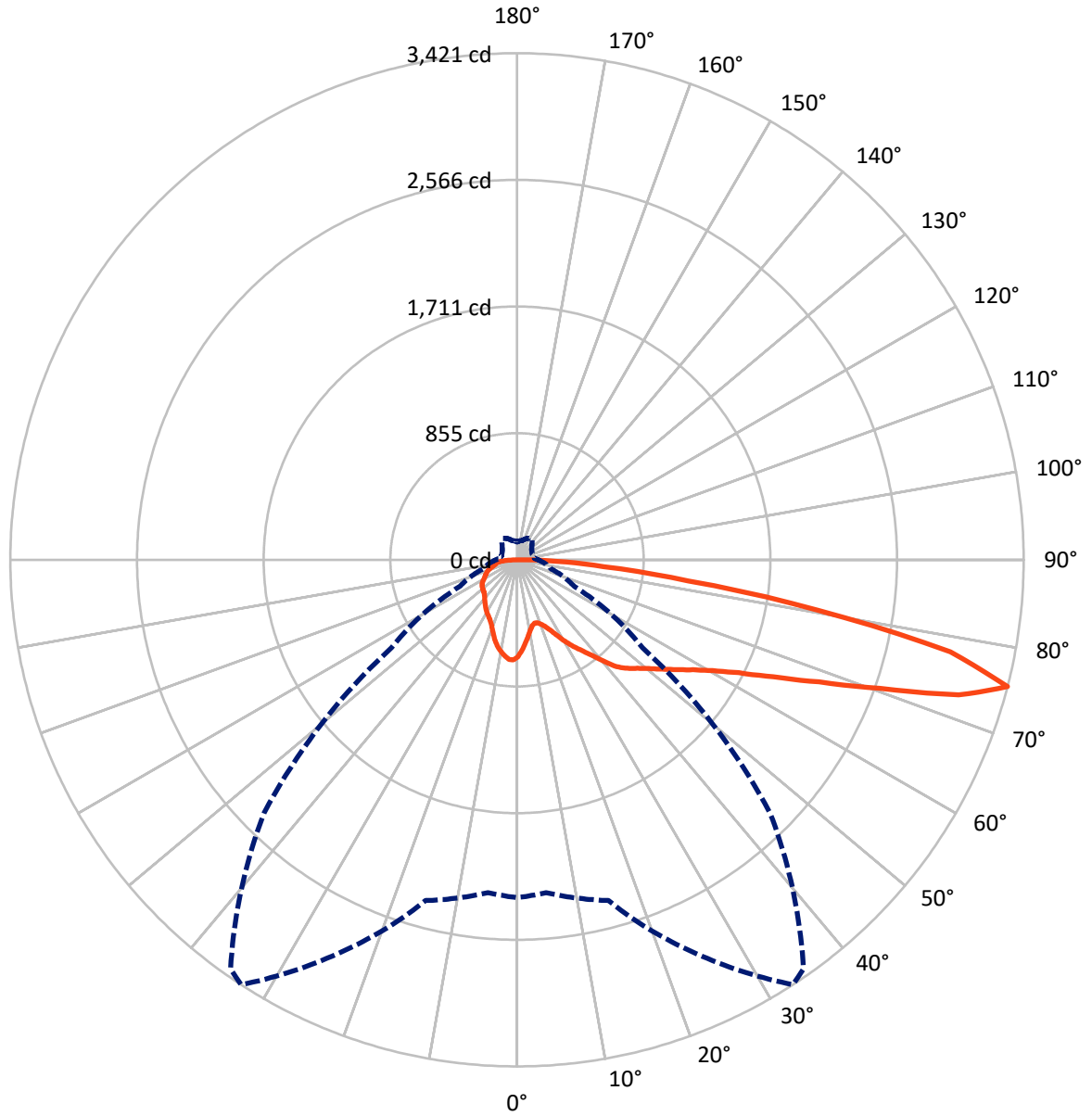
✕ Max cd
 - - - 1/2 Max cd



Based on 10 foot mounting height. Maximum calculated value = 6.5 fc
 Type IV - Short - N/A

REPORT NUMBER: P385451
CATALOG NUMBER: GWC-SA1A-727-U-T4FT

Luminous Intensity Polar Plot



— Vertical Plane Through 33-Deg Lateral - - - Horizontal Cone Through 75-Deg Vertical



REPORT NUMBER: P385451

CATALOG NUMBER: GWC-SA1A-727-U-T4FT

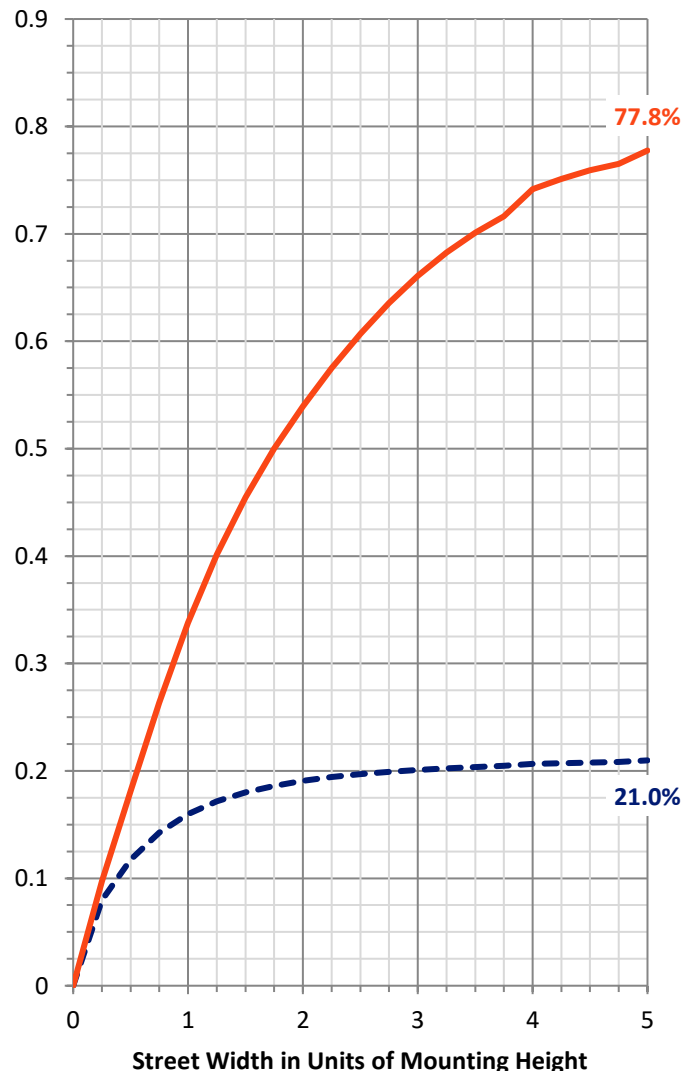
FLUX DISTRIBUTION:

		Downward	Upward	Total
House Side	Lumens	899.1	0.0	899.1
	% Fixture	21.5	0.0	21.5
Street Side	Lumens	3287.9	0.0	3287.9
	% Fixture	78.5	0.0	78.5
Total	Lumens	4187.0	0.0	4187.0
	% Fixture	100.0	0.0	100.0

ZONAL LUMENS:

Zone	Lumens	% Fixture
0°-10°	59.2	1.4
10°-20°	160.3	3.8
20°-30°	261.8	6.3
30°-40°	389.9	9.3
40°-50°	559.2	13.4
50°-60°	767.7	18.3
60°-70°	961.1	23.0
70°-80°	869.5	20.8
80°-90°	158.4	3.8
90°-100°	0.0	0.0
100°-110°	0.0	0.0
110°-120°	0.0	0.0
120°-130°	0.0	0.0
130°-140°	0.0	0.0
140°-150°	0.0	0.0
150°-160°	0.0	0.0
160°-170°	0.0	0.0
170°-180°	0.0	0.0
0°-90°	4187.0	100.0
0°-180°	4187.0	100.0

Coefficient of Utilization



REPORT NUMBER: P385451

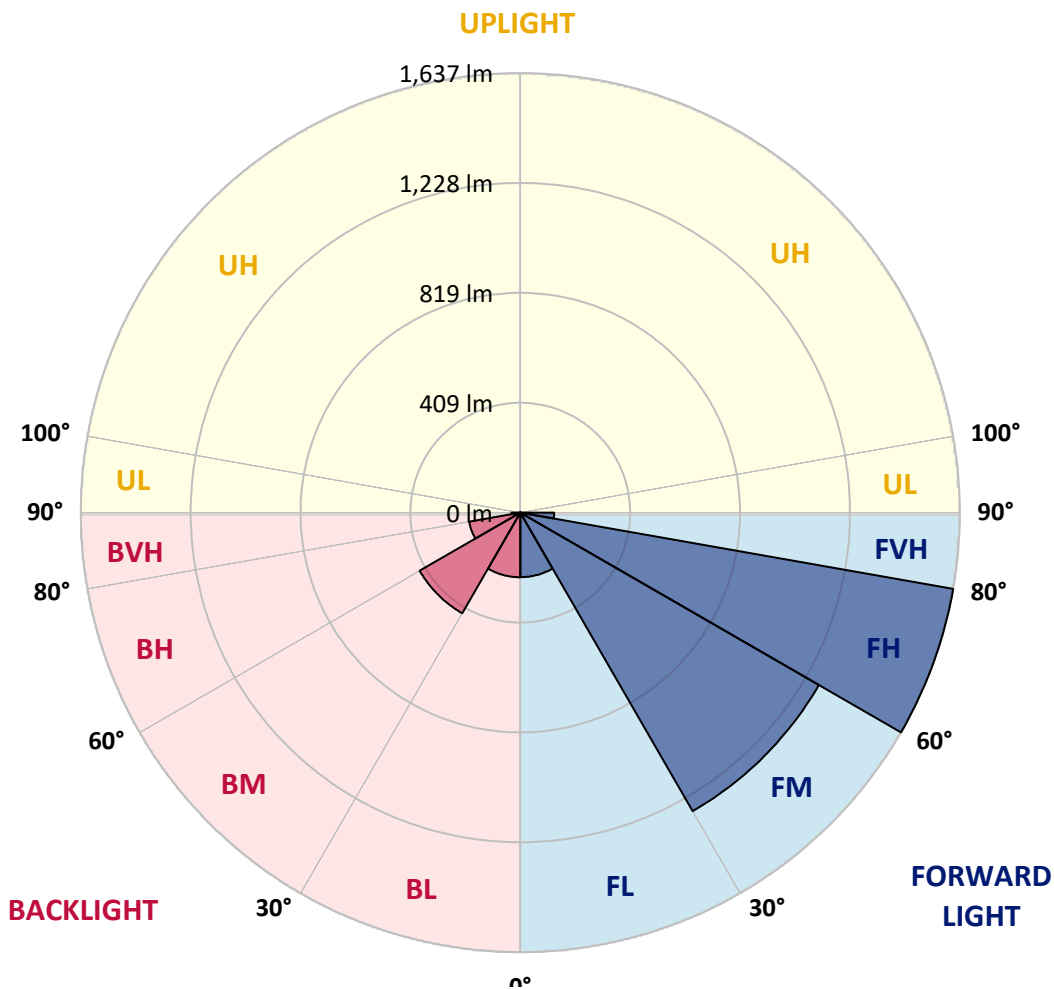
CATALOG NUMBER: GWC-SA1A-727-U-T4FT

LUMINAIRE CLASSIFICATION SYSTEM LUMEN TABLE AND BUG RATING:

Zone	Lumens	% Fixture	Zone Rating/Lumen Limit		
			B	U	G
FL (0°-30°)	240.5	5.7			
FM (30°-60°)	1284.1	30.7			
FH (60°-80°)	1637.3	39.1			G1/1800
FVH (80°-90°)	126.1	3.0			G2/225
BL (0°-30°)	240.8	5.8	B1/500		
BM (30°-60°)	432.7	10.3	B1/1000		
BH (60°-80°)	193.3	4.6	B1/500		G1/500
BVH (80°-90°)	32.2	0.8			G1/100
UL (90°-100°)	0.0	0.0		U0/0	
UH (100°-180°)	0.0	0.0		U0/0	

BUG Rating: B1-U0-G2

Type IV Short





REPORT NUMBER: P385451
 CATALOG NUMBER: GWC-SA1A-727-U-T4FT

CANDELA DISTRIBUTION (FULL):

	0°	5°	15°	25°	33°	35°	45°	55°	65°	75°	85°
0°	654.5	654.5	654.5	654.5	654.5	654.5	654.5	654.5	654.5	654.5	654.5
2.5°	607.7	605.4	609.8	610.3	614.1	615.5	620.8	628.9	635.5	643.2	650.1
5°	552.6	551.0	557.1	561.5	569.7	573.2	585.5	602.7	618.0	635.4	651.1
7.5°	500.3	499.4	506.2	516.0	525.6	530.4	551.6	576.6	602.2	630.3	654.5
10°	456.2	455.9	462.4	472.1	486.1	491.5	518.9	551.9	587.8	626.4	660.1
12.5°	431.4	432.4	435.5	443.6	456.6	461.9	492.5	531.2	575.6	625.1	668.3
15°	437.5	439.1	433.9	433.6	442.9	447.1	475.7	516.5	567.0	627.3	680.3
17.5°	463.4	463.7	449.9	441.3	446.9	449.1	470.5	508.1	561.9	632.2	695.4
20°	499.8	499.1	474.8	460.4	463.4	464.0	477.9	508.2	561.5	640.7	714.9
22.5°	548.1	542.8	510.1	490.4	489.7	488.9	496.8	518.9	567.8	654.6	738.2
25°	611.2	606.1	561.2	534.3	528.5	526.3	527.5	541.8	580.4	669.5	764.2
27.5°	681.4	672.5	629.1	591.1	579.1	576.1	569.1	574.0	594.1	683.8	795.2
30°	740.1	735.3	697.4	652.3	638.1	633.8	615.5	610.2	614.0	703.3	834.2
32.5°	772.9	769.7	746.7	710.3	697.1	691.0	665.3	654.6	645.8	734.1	887.2
35°	812.7	810.7	796.8	770.3	750.8	744.4	724.5	713.3	690.6	776.5	955.6
37.5°	863.3	861.1	861.4	840.0	816.7	810.8	797.6	785.9	748.8	832.2	1029.9
40°	920.6	916.4	914.8	913.8	899.0	895.7	888.8	872.8	821.6	898.7	1103.2
42.5°	1006.8	991.9	960.1	972.1	986.7	984.9	990.6	967.7	902.6	977.4	1174.8
45°	1089.9	1065.5	1010.5	1013.1	1045.1	1054.8	1097.0	1080.8	990.4	1063.6	1248.9
47.5°	1127.8	1109.3	1062.6	1062.7	1094.4	1114.5	1207.1	1195.5	1082.7	1161.5	1339.3
50°	1170.2	1151.7	1109.7	1125.5	1153.1	1174.5	1313.4	1307.5	1170.5	1268.7	1447.6
52.5°	1216.5	1185.1	1158.5	1186.7	1225.5	1250.3	1419.8	1403.6	1251.1	1376.6	1572.1
55°	1217.1	1208.5	1228.8	1249.5	1307.5	1338.0	1531.3	1488.5	1316.7	1482.6	1673.5
57.5°	1286.3	1272.5	1315.4	1325.0	1400.7	1435.2	1642.3	1562.4	1383.5	1563.9	1728.2
60°	1378.0	1366.2	1401.3	1426.5	1516.2	1562.2	1760.7	1638.4	1436.0	1625.2	1725.6
62.5°	1536.4	1523.0	1522.5	1557.8	1678.6	1732.1	1893.6	1712.9	1456.9	1637.4	1652.0
65°	1768.2	1746.8	1706.5	1723.3	1902.9	1956.3	2042.2	1766.8	1429.4	1572.3	1462.4
67.5°	1993.9	1993.1	1943.5	1978.0	2199.1	2241.9	2211.4	1772.2	1343.6	1345.6	1125.9
70°	2218.8	2221.7	2213.3	2333.0	2599.3	2643.8	2391.6	1700.3	1150.8	971.8	674.6
72.5°	2397.0	2396.2	2438.5	2747.3	3118.7	3108.7	2543.5	1482.5	826.3	524.6	322.4
75°	2281.5	2256.4	2382.2	2952.3	3421.4	3372.6	2414.3	1034.1	428.8	238.8	173.6
77.5°	1488.1	1512.0	1696.7	2438.9	2992.7	2933.4	1771.3	482.5	202.0	156.6	125.8
80°	538.9	564.1	794.5	1381.5	2061.8	2052.2	872.3	198.3	136.7	118.3	91.7
82.5°	185.4	194.7	313.4	613.5	1164.1	1207.5	328.2	112.7	99.4	83.9	62.8
85°	72.7	83.3	143.3	295.2	587.2	591.5	132.9	67.4	69.1	55.0	34.4
87.5°	27.6	33.6	68.6	137.1	268.1	246.3	47.6	32.1	39.3	32.7	16.3
90°	0.0	0.0	0.0	0.0	0.0	0.0	0.0	0.0	0.0	0.0	0.0



REPORT NUMBER: P385451

CATALOG NUMBER: GWC-SA1A-727-U-T4FT

CANDELA DISTRIBUTION (continued):

	90°	95°	105°	115°	125°	135°	145°	155°	165°	175°	180°
0°	654.5	654.5	654.5	654.5	654.5	654.5	654.5	654.5	654.5	654.5	654.5
2.5°	655.5	658.5	664.9	669.2	673.8	675.1	675.7	676.9	678.0	677.6	677.7
5°	659.5	665.4	675.7	680.1	682.1	679.8	675.3	671.7	669.1	667.6	667.2
7.5°	666.2	674.6	685.5	684.8	680.2	669.9	658.4	649.7	642.4	639.8	638.4
10°	675.0	684.8	692.5	684.2	670.8	653.0	635.6	622.2	611.4	607.2	606.4
12.5°	686.3	696.2	697.7	680.2	657.9	633.6	610.1	592.3	576.1	570.9	569.7
15°	700.9	710.3	701.3	673.1	642.0	609.3	578.8	554.7	537.6	531.2	528.9
17.5°	716.2	725.2	702.0	661.4	621.2	580.5	542.2	517.5	498.0	490.6	489.7
20°	734.6	738.6	699.0	644.6	592.5	543.2	502.9	479.6	469.2	464.0	463.4
22.5°	757.3	752.9	692.1	621.9	556.2	500.1	467.3	456.5	453.8	452.7	453.1
25°	781.3	768.0	681.8	592.3	510.4	457.0	441.3	444.3	447.8	447.3	447.3
27.5°	807.8	783.3	666.0	552.9	459.6	421.7	423.6	434.8	440.0	439.8	439.7
30°	841.7	800.7	645.9	505.6	412.2	396.9	408.3	421.9	429.0	428.7	428.8
32.5°	883.5	819.8	618.6	452.8	377.9	378.5	391.7	405.1	413.4	412.6	412.8
35°	932.4	841.2	581.6	400.8	355.2	363.9	374.3	383.7	391.5	390.5	389.5
37.5°	985.7	862.1	532.4	354.2	336.7	350.3	359.0	360.6	364.2	361.6	359.7
40°	1036.3	878.2	469.0	316.0	318.0	338.7	344.4	338.0	331.5	330.6	328.0
42.5°	1080.4	883.5	405.0	285.5	298.4	326.6	330.0	316.7	305.0	299.5	297.2
45°	1127.0	885.4	345.2	259.9	279.4	315.7	319.5	301.7	285.2	273.4	269.4
47.5°	1187.8	899.0	298.8	241.0	265.0	308.5	313.8	289.7	268.3	251.4	247.8
50°	1267.5	925.9	261.1	226.5	255.6	303.7	309.8	278.0	254.4	234.0	230.4
52.5°	1356.1	950.7	230.5	214.8	246.4	295.3	304.6	269.6	241.4	218.0	214.1
55°	1418.0	931.7	206.0	202.6	234.6	283.3	297.4	262.5	222.7	202.3	198.9
57.5°	1429.8	866.9	187.3	190.0	220.3	268.3	286.2	246.7	212.6	195.5	191.9
60°	1397.4	776.7	173.4	178.5	204.9	249.3	265.4	235.6	202.9	188.3	185.3
62.5°	1316.0	684.2	163.1	168.1	190.6	230.1	252.4	223.9	193.1	180.1	177.0
65°	1151.5	574.5	153.3	158.8	177.3	213.5	240.7	213.0	183.4	173.4	170.5
67.5°	869.2	430.3	144.1	149.0	165.5	199.0	227.9	202.3	174.0	167.6	164.2
70°	511.8	269.4	133.5	138.7	153.0	184.0	214.3	190.6	162.3	159.4	154.9
72.5°	238.2	162.1	121.5	126.6	137.4	163.9	196.8	175.3	148.4	142.0	136.0
75°	142.2	118.6	107.3	111.8	119.5	142.5	174.9	159.7	135.2	126.8	120.5
77.5°	106.3	90.7	91.7	96.5	102.7	124.7	154.9	147.4	125.1	118.6	114.3
80°	76.5	68.8	74.8	80.0	86.5	113.4	148.4	136.2	113.1	104.4	100.4
82.5°	51.1	49.5	56.3	61.6	68.0	99.2	139.4	119.3	96.6	85.6	76.7
85°	28.2	29.8	37.9	40.2	45.7	69.9	114.3	95.9	72.7	58.6	56.0
87.5°	11.7	13.7	20.4	19.7	24.3	41.7	75.2	57.9	46.3	34.6	26.9
90°	0.0	0.0	0.0	0.0	0.0	0.0	0.0	0.0	0.0	0.0	0.0

Signify Classified - Internal
Cooper Lighting Solutions Photometric Lab
1121 Highway 74 South
Peachtree City, GA 30269

Scaled Data Report



Report Generated By 670245982

Signify Classified - Internal
Cooper Lighting Solutions Photometric Lab
1121 Highway 74 South
Peachtree City, GA 30269

Scaled Data Report



Signify Classified - Internal
Cooper Lighting Solutions Photometric Lab
1121 Highway 74 South
Peachtree City, GA 30269

Scaled Data Report



Signify Classified - Internal
Cooper Lighting Solutions Photometric Lab
1121 Highway 74 South
Peachtree City, GA 30269

Scaled Data Report





--- HS — SS

Signify Classified - Internal
Cooper Lighting Solutions Photometric Lab
1121 Highway 74 South
Peachtree City, GA 30269

Scaled Data Report



u

Signify Classified - Internal
Cooper Lighting Solutions Photometric Lab
1121 Highway 74 South
Peachtree City, GA 30269

Scaled Data Report



Signify Classified - Internal
Cooper Lighting Solutions Photometric Lab
1121 Highway 74 South
Peachtree City, GA 30269

Scaled Data Report



(END OF REPORT)